




Brasch Cabinet Unit Heaters

BRASCH Electrical CABINET UNIT Heaters

The Brasch Cabinet Unit Heater (BCUH) is ideal for commercial and institutional applications such as offices, stores, schools, churches and entry ways.

Standard units include a disconnect switch, built-in 24 volt thermostat and disposable air filters but the Brasch Cabinet Unit Heater can also be customized to meet your most demanding applications.

All units have a beige powder coated finish over an 16ga. steel housing that is 9 1/2" deep and 25" high and are manufactured with steel sheathed finned tubular elements with full-length thermal protection.



Controls

- Choice of eight control options include, built-in or wall mounted thermostats (24 or 120 volt) with built-in control transformer, as needed.
- Independently adjustable heat settings (high / low) and fan motor speeds (1550 / 1400 rpm) are standard, except 480 volt units have a single fan speed.
- Power interrupt options include either a circuit breaker or disconnect switch, except only circuit breakers can be used on heaters that draw over 48 amps.
- Optional summer fan switch.

Mounting & Flow Configurations

- Mounting options include surface, semi-recessed or fully-recessed; on walls or ceilings; and upright or inverted.
- Air flow can be configured in any combination of intake and output through the top, bottom or front. In addition, a duct collar can provide expanded application and flexibility.

Accessory Part Numbers

| Accessory / Heater | 33" | 46" | 66" | 79" |
|--------------------|-------|-------|-------|-------|
| Duct Collar | DC-33 | DC-46 | DC-66 | DC-79 |
| Trim Frame | TF-33 | TF-46 | TF-66 | TF-79 |
| Fresh Air Make-Up | FAM33 | FAM46 | FAM66 | FAM79 |
| Kickbase Only | KB33 | KB46 | KB66 | KB79 |





Standard Models

| Model Number | Length | kW | | CFM | | Volts | Phase | Amps (High) | Amps (Low) |
|---------------------|--------|------|-----|------|-----|-------|-------------|-------------|------------|
| | | High | Low | High | Low | | | | |
| BCUH3305D20833-B3DF | 33" | 5 | 3 | 250 | 230 | 208 | 1-3* | 25.0 / 17.6 | 15.5 / 9.2 |
| 240 | | | | | | 1-3* | 21.8 / 15.4 | 13.5 / 8.2 | |
| 277/480 | | | | | | 1-3* | 19.0 / 7.8 | 11.8 / 4.6 | |
| 480 | | | | | | 3 | 7.8 | 4.6 | |
| BCUH4610D20833-B3DF | 46" | 10 | 6 | 500 | 460 | 208 | 3 | 35.1 | 18.4 |
| 240 | | | | | | 1-3* | 43.6 / 30.7 | 26.9 / 16.2 | |
| 277/480 | | | | | | 1-3* | 37.7 / 15.4 | 23.2 / 8.1 | |
| 480 | | | | | | 3 | 15.4 | 8.1 | |

* = Factory wired for 3 phase
Field convertible to single phase

Air Flow Configurations

(May be inverted)

| | |
|---|---|
| A |  |
| | Bottom In / Top Out (Top In / Bottom Out) |
| B |  |
| | Bottom In / Front Out (Top In / Front Out) |
| C |  |
| | Front In / Top Out (Front In / Bottom Out) |
| D |  |
| | Front In / Front Out |

Custom Models

| Length | kW | | Elements per Heat Deck | | CFM | | 1-Phase Unit - Amps (high) | | | | 3-Phase Unit - Amps (high) | | | | |
|--------|------|-----|------------------------|------|------|-----|----------------------------|------|------|------|----------------------------|------|-------------|----------------|------|
| | High | Low | Right | Left | High | Low | 208V | 240V | 277V | 600V | 208V | 240V | 480V 3-Wire | 277/480 4-Wire | 600V |
| 33" | 2 | 1 | 2 | | 250 | 230 | 10.6 | 9.3 | 8.1 | 3.8 | 9.2 | 8.1 | 4.1 | 4.4 | 3.3 |
| | 3 | 2 | 3 | | | | 15.4 | 13.5 | 11.7 | 5.5 | 9.2 | 8.1 | 4.1 | 4.4 | 3.4 |
| | 4 | 2 | 4 | | | | 20.2 | 16.7 | 15.3 | 7.2 | 13.4 | 11.8 | 6.0 | 6.2 | 6.2 |
| | 5 | 3 | 5 | | | | 25.0 | 21.8 | 19.0 | 8.0 | 17.6 | 15.4 | 7.8 | 8.0 | 5.5 |
| | 6 | 3 | 6 | | | | 29.9 | 26.0 | 22.6 | 10.5 | 17.6 | 15.4 | 7.8 | 8.0 | 6.3 |
| 46" | 4 | 2 | 2 | | 500 | 460 | 21.1 | 18.6 | 16.0 | 7.5 | 18.7 | 16.2 | 8.1 | 9.9 | 6.5 |
| | 6 | 4 | 3 | | | | 30.8 | 26.9 | 23.1 | 10.8 | 18.4 | 16.2 | 8.1 | 9.9 | 6.5 |
| | 8 | 4 | 4 | | | | 40.4 | 35.2 | 30.5 | 14.1 | 26.7 | 23.4 | 11.7 | 12.3 | 9.4 |
| | 10 | 6 | 5 | | | | 50.0 | 43.6 | 37.7 | 17.5 | 35.1 | 30.7 | 15.4 | 15.9 | 12.3 |
| | 12 | 6 | 6 | | | | 59.6 | 51.9 | 44.9 | 20.8 | 35.1 | 30.7 | 15.4 | 15.9 | 12.3 |
| 66" | 6 | 3 | 2 | 2 | 750 | 690 | 31.8 | 27.9 | 24.1 | 11.3 | 27.6 | 24.3 | 12.3 | 14.3 | 9.8 |
| | 9 | 6 | 3 | 3 | | | 46.2 | 40.4 | 35.0 | 16.3 | 27.6 | 24.3 | 12.3 | 14.3 | 9.9 |
| | 12 | 6 | 4 | 4 | | | 60.6 | 52.9 | 45.8 | 21.3 | 40.1 | 35.2 | 17.7 | 18.5 | 15.6 |
| | 15 | 9 | 5 | 5 | | | 75.0 | 65.4 | 56.7 | 25.5 | 52.6 | 46.1 | 23.1 | 23.9 | 15.7 |
| | 18 | 9 | 6 | 6 | | | 89.4 | 77.9 | 67.5 | 31.3 | 52.6 | 46.1 | 23.1 | 23.9 | 18.5 |
| 79" | 8 | 4 | 2 | 2 | 1000 | 920 | 42.3 | 37.1 | 32.0 | 14.9 | 36.7 | 32.3 | 16.2 | 19.8 | 13.0 |
| | 12 | 8 | 3 | 3 | | | 61.5 | 53.8 | 46.5 | 21.6 | 36.7 | 32.3 | 16.2 | 19.8 | 13.0 |
| | 16 | 8 | 4 | 4 | | | 80.7 | 70.5 | 61.0 | 28.2 | 53.4 | 46.8 | 23.5 | 24.5 | 18.8 |
| | 20 | 12 | 5 | 5 | | | 87.1 | 75.4 | 67.5 | 34.9 | 70.1 | 61.4 | 30.7 | 31.7 | 24.6 |
| | 24 | 12 | 6 | 6 | | | 89.9 | 81.9 | 75.4 | 41.6 | 70.1 | 61.4 | 30.7 | 31.7 | 24.6 |

Heaters shown in shaded areas draw over 48 amps and are required by NEC to have circuit breakers.
Circuit breakers are optional on all other models.

Model Number Example

| BCUH | 46 | 05 | D | 240 | 1 | 2 | - | B3 | S | D | M | F |
|----------------------------|-------------------------------|-------------------|---|-----------------|-------|---|---|---|------------------------------------|---|-------------------------------|--|
| Brasch Cabinet Unit Heater | Cabinet Size - 33, 46, 66, 79 | Element kW (high) | Air Flow Configuration (see table) A, B, C, D | Element Voltage | Phase | Number of Wires in Electrical Service - 2, 3, 4 | | Controls (see table) B1, B2, B3, B4, B5, B6, B7, B8 | Option - Summer Fan Switch S = yes | Power Interrupt Option C = Circuit Breaker D = Disconnect | Option - Motor Fusing M = yes | Option - Filters F = Disposable W = Washable |

Built-In Control Options

| Suffix | Description |
|--------|--|
| B1 | 1 Stage Thermostat and Relays - field supplied 120 volt source |
| B2 | 1 Stage Thermostat and Relays - field supplied 24 volt source |
| B3 | 1 Stage Thermostat and Relays - internal 24 volt source |
| B4 | 1 Stage Thermostat and Relays - internal 120 volt source |
| B5 | 2 Stage Thermostat and Relays - internal 24 volt source |
| B6 | 2 Stage Thermostat and Relays - internal 120 volt source |
| B7 | 2 Stage Thermostat and Relays - field supplied 24 volt source |
| B8 | 2 Stage Thermostat and Relays - field supplied 120 volt source |

| Suffix | Power Interrupt Options |
|--------|-------------------------|
| D | Disconnect Switch |
| C | Circuit Breaker |

| Suffix | Filter Options |
|--------|------------------------|
| F | Disposable Air Filters |
| W | Washable Air Filters |

| Suffix | Misc. Options |
|--------|-------------------|
| S | Summer Fan Switch |
| M | Motor Fusing |

Limited Warranty

All Brasch Manufacturing Company, Inc. products covered in this bulletin are warranted against defects in workmanship and materials for one year from date of purchase. This warranty does not apply to damage from accident, misuse or alteration; nor where the connected voltage is more than 5% above product nameplate voltage; nor to equipment improperly installed or wired or maintained in violation of installation instructions. This warranty is valid only in the fifty states of the United States. No other written or oral warranty applies. No employee, agent, dealer or other person is authorized to extend warranty on behalf of Brasch Manufacturing Company.

The customer shall be responsible for all costs incurred in the removal or reinstallation and shipping of the product for repairs. Inoperative units should be returned to Brasch, attention of Service Manager for repair or replacement at our option. Product will be returned freight prepaid. Repair or replacement is the exclusive remedy available from Brasch who is not liable for damages of any kind, including incidental and consequential damage.



BRASCH
MANUFACTURING COMPANY, INC.

2310 Millpark Dr.
Maryland Heights, MO 63043
314.291.0440 • Fax 314.291.0646
e-mail: braschmfg@braschmfg.com
www.braschmfg.com

©Brasch Manufacturing Company, Inc.